

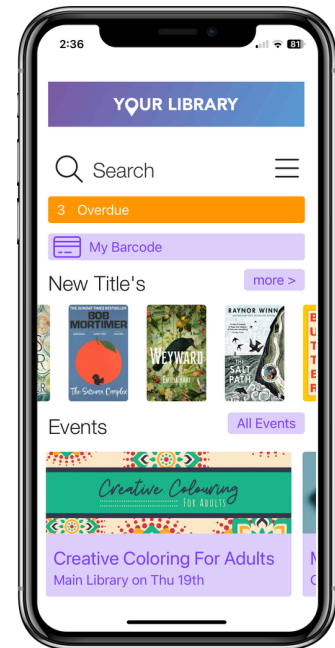


## Best Practices Two Recap

In Part 2 of the Best Practices Guide, we explored how to add 'Highlights' and 'Nuggets' to enhance the experience for both your library and its patrons.

Building on those improvements, we will now highlight more of the **26+ easy-to-use home screen customization features** available to make your library app shine even brighter!

Didn't get a chance to read Part Two? No problem, click [here](#) to read.



Example from Part 2

## Book Carousel Tab

*"Does your library have titles that patrons would love but aren't using?"*

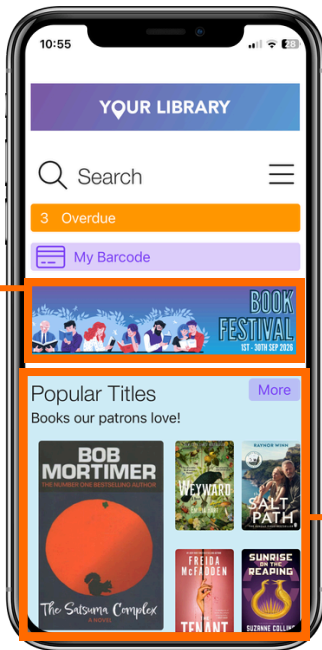
One of the standout features of the Library app is its ability to prominently showcase titles for all users to discover through its carousel feature. While we often hear the saying, "Don't judge a book by its cover," many books feature beautiful cover artwork that can help promote your selected titles. You can create curated carousels to display chosen books, whether you want to highlight award winners or showcase new arrivals. Consider using one of our new dynamic carousel options to bring your selected titles to life!



Classic Carousel

The example above from Part 2 displays the app's Classic Carousel, but did you know that there are **14 other carousel options** to help bring titles to the forefront of your home screen?

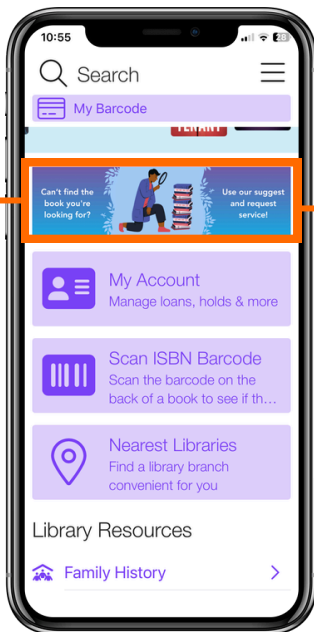
For help to configure a Classic Carousel, click [here](#)!



## Carousel Option: Slider 1 large, 4 small

In the example app homescreen, the classic carousel has been removed from Feed 1 of the CMS Homescreen Settings. Instead, the ISBN numbers have been added to Feed 2, which provides you with the option to select a different carousel layout. Carousel layout **'Slider: 1 large, 4 small'** was chosen for the example. By selecting an alternative carousel option, you can make your app stand out and encourage greater user engagement.

For help with configuring different carousel layouts, please click [here](#).



## Tab Banners

*"Are there services or things that may be of interest to patrons you would like to bring to their attention?"*

To add further interest to the home screen and allow users to identify content more visually, two Tab Banners were created. One is an advertisement for an upcoming Book Festival, and the other is for the library's 'Suggest and request' service.

For help to configure Tab Banners, please click [here](#).

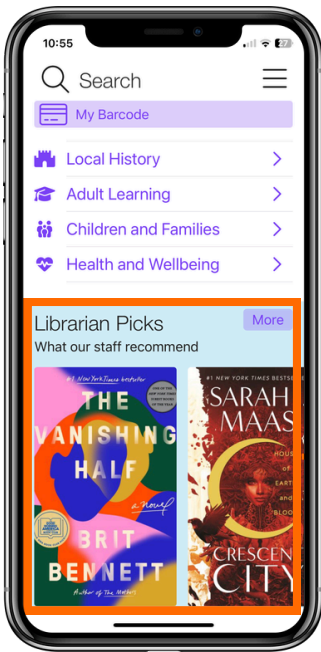


## Arrow Tabs

*'Do you have subsections within a category you want to display straightforwardly?'*

Libraries offer a variety of resources that patrons can utilize, but displaying all of them as individual tabs can be overwhelming. To simplify the presentation, Arrow Tabs have been used in the example. This approach enables patrons to quickly view the available subcategories, making navigation easier.

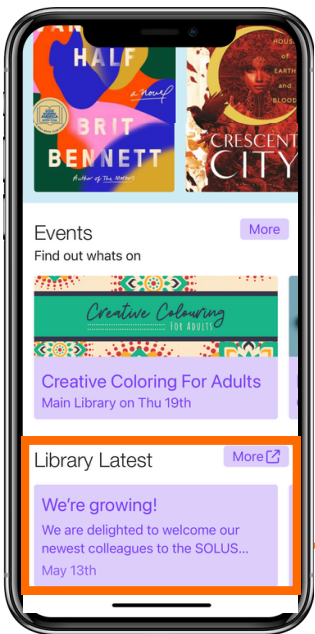
For help to configure Arrow Tabs, please click [here](#).



### Carousel Option: Slider Huge

The second book carousel on the homepage has a new layout style. In this layout, the book covers are larger to enhance their visual impact. To break up the continuous white background of the homepage and to further emphasize the carousels, a pale blue background color has been added. This change will help patrons distinguish the carousel content from the rest of the homepage content.

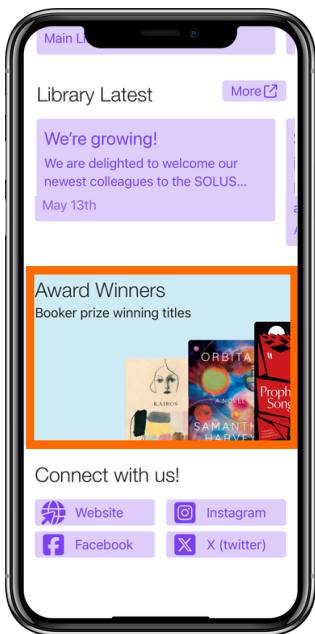
For help with configuring different carousel layouts, please click [here](#).



### News Tab

A News Tab is an excellent way to keep your patrons informed about the latest happenings at the library. The News Tab operates by creating an RSS feed from your library's website, blog, LUCi Discovery Hero carousel, or LUCi Discovery blog. Regardless of which of the aforementioned content sources your library uses, whenever you update it with new information, your library app will automatically reflect those updates, saving you time and effort.

For help to configure the News Tab please click [here!](#)



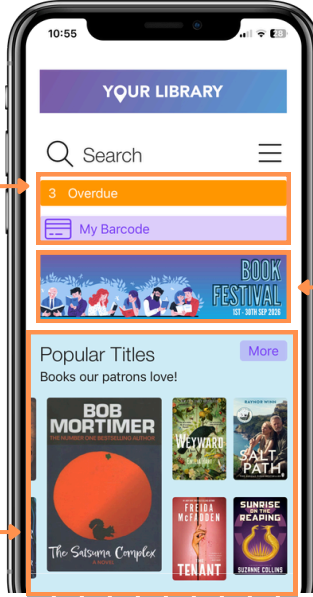
### Carousel Option: Large Button Right

For this carousel, the theme is award-winning books. The same pale blue background is used, helping patrons easily identify the sections of the homescreen highlighting books.

For help with configuring different carousel layouts, please click [here](#).

## Highlights


For help with configuring Highlights click [here](#).



1 large 4 small carousel

Tab Banner

## Homescreen Tabs




Tab Banner

Arrow Tabs

## Huge Slider Carousel



## News Tab (connected to website blog)

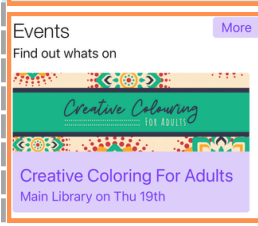


Events Featured  
Slider Tab Highlight

For help with configuring Highlights click [here](#).

## Social Media Nuggets

For help with configuring Nuggets click [here](#).



Large Button right  
carousel

